

Investment objective

The Fund aims to achieve a long-term return in excess of the long-term return that is typically achieved from U.S. equity markets, primarily by investing in: companies incorporated in the U.S. or having their registered office in the U.S., or companies that are not incorporated in the U.S. or do not have their registered office in the U.S. but either (i) carry out a predominant proportion of their business activity in the U.S., or (ii) are holding companies which predominantly own companies with registered office in U.S.. The Fund is expected to invest in large capitalisation companies. The return is expected to be mainly growth of capital. The Fund may invest up to 15% in cash or cash-equivalents from time to time. This is unlikely to exceed 15%. In the event that the Manager is anticipating exceptional redemption

requests or in exceptional circumstances the level may exceed this amount. The Fund may also invest at the Manager's discretion in other transferable securities, money market instruments, cash and near cash, derivative instruments and forward transactions, deposits and units in collective investment schemes (use may be made of stocklending, borrowing, cash holdings, hedging and other investment techniques permitted in applicable FSA rules).

Fund holdings as at 31.05.10

Largest holdings*

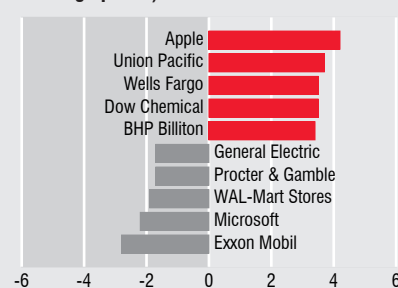
| | Total assets (%) |
|---------------|------------------|
| Apple | 6.5 |
| Wells Fargo | 5.0 |
| Union Pacific | 4.1 |
| McDonald's | 3.9 |
| Dow Chemical | 3.8 |
| BHP Billiton | 3.4 |
| Baidu | 3.2 |
| EOG Resources | 3.2 |
| Google | 3.2 |
| US Bancorp | 3.2 |

Sector breakdown*

| | Total assets (%) |
|----------------------------|------------------|
| Consumer Discretionary | 23.2 |
| Information Technology | 18.7 |
| Financials | 16.5 |
| Materials | 14.9 |
| Industrials | 11.8 |
| Energy | 4.8 |
| Health Care | 2.6 |
| Telecommunication Services | 1.9 |
| Cash | 5.6 |

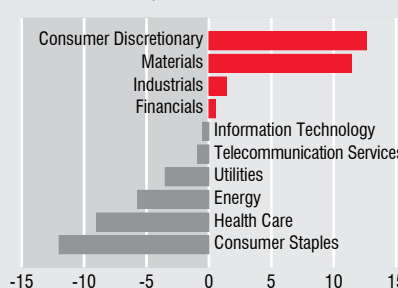
Stock weighting*

Top overweights/underweights vs S&P 500 Index (Percentage points)



Sector weighting*

Top overweights/underweights vs S&P 500 Index (Percentage points)



Distribution by market capitalisation ex cash (US\$bn, %)*

| | Under 3 (Small) | 3 to 10 (Mid) | Over 10 (Large) |
|-------------------------|-----------------|---------------|-----------------|
| Fund weighting | 1 | 6 | 94 |
| S&P 500 Index weighting | 1 | 15 | 84 |

*Source: Gartmore/Vision. Please note that the figures have been rounded and therefore may not equal 100% where applicable.

Ratings

A Citywire Fund Manager rating held by Tom Marsico
☆☆☆☆☆ rated by Morningstar

All ratings are the latest available as at 04.06.10

Past performance is not a guide to future performance.

Fund details

| | |
|--------------------|-------------------------|
| Launch Date | January 1976 |
| Fund Managers | Tom Marsico, Doug Rao |
| Fund Size | £275.1m |
| Number of Holdings | 42 |
| Base Currency | GBP |
| IMA Sector | North America |
| Benchmark | S&P 500 Index |
| Type of Share | Accumulation Only |
| Initial Charge | 5.00% of subscription |
| Dividend Dates | 31st January, 31st July |
| Valuation Point | 12.00 midday |
| Lipper ID | 60009828 |
| Bloomberg | GAAMGRA |
| ISIN | GB0032438466 |
| SEDOL | 3243846 |

IF Investment Fund Minimum Investment
£1,000

ISA ISA Maximum Investment
£10,200

How to contact us:

BrokerLine Freephone

0800 212 433

Investor HelpLine Freephone

0800 289 336

Dealing Line

0870 601 6103

www.gartmore.com

brokerline@gartmore.com

helpline@gartmore.com

Telephone calls may be recorded for monitoring and training purposes.

Fund performance

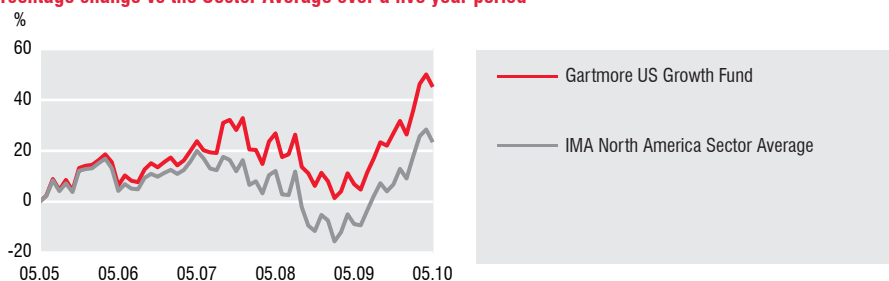
Annual performance for the period ending 31.05.10 (%)†

| | 31.05.05 -31.05.06 | 31.05.06 -31.05.07 | 31.05.07 -31.05.08 | 31.05.08 -31.05.09 | 31.05.09 -31.05.10 |
|-------------------|-----------------------|-----------------------|-----------------------|-----------------------|-----------------------|
| Percentage growth | 6.4 | 16.3 | 2.5 | -15.7 | 35.8 |

Cumulative track record to 31.05.10 (%)†

| | 1 year | 3 years | 5 years | 10 years |
|--|--------|---------|---------|----------|
| Gartmore US Growth Fund | 35.8 | 17.2 | 45.1 | -1.7 |
| IMA North America Sector Average | 35.3 | 2.8 | 23.4 | -16.2 |
| Gartmore US Growth Fund Sector Ranking | 32/86 | 7/71 | 5/64 | 7/43 |
| Quartile Ranking of Fund | 2 | 1 | 1 | 1 |

Percentage change vs the Sector Average over a five year period†



Fund statistics

Statistical data vs the index over a three year period†

| | | | |
|------------------------------|------|-----------------------|--------|
| Annualised Alpha | 3.75 | Annualised Volatility | 17.89% |
| Annualised Information Ratio | 0.40 | Beta | 0.79 |
| Annualised Sharpe Ratio | 0.13 | R Squared | 0.73 |

Past performance is not a guide to future performance.

†Source for all performance data: Lipper. Basis: Mid to mid, net income reinvested and net of fees in UK Sterling terms.

Glossary

Annualised Alpha - A risk-adjusted return a security or a portfolio would be expected to earn if the market rate of return were zero.

Annualised Information Ratio - This measure evaluates the return a fund manager achieves, given the risk they take on.

Annualised Sharpe Ratio - A measure of return adjusted for the amount of risk that has been taken. The higher the Sharpe Ratio, the better the portfolio's return in risk adjusted terms.

Annualised Volatility - The extent of fluctuation in an investment portfolio, etc. on an annualised basis.

Beta - A measure of market sensitivity – i.e. the extent to which a share or a portfolio fluctuates with the market. A fund with a beta of 1 would perform in line with the market.

Decile - 1st decile means ranked in top 10%, 2nd means ranked in next 10% and so on.

Quartile - 1st quartile means ranked in the top 25%, 2nd means ranked in the next 25% and so on

R Squared - A measurement of how closely a portfolio's performance correlates with the performance of a benchmark index.

Ratings - Ratings are provided by independent rating agencies based on a number of investment criteria. For example, where applicable, a "AAA" rating is the highest possible for Standard & Poor's and Citywire.

A 5 star rating is the highest possible for fund star

ratings. For a full description of the ratings please see the Gartmore website.

Distribution Yield - The Distribution Yield reflects the amounts that may be expected to be distributed over the next twelve months as a percentage of the mid-market share price of the fund as at the date shown. It is based on a snapshot of the portfolio on that day. It does not include any preliminary charge and investors may be subject to tax on distributions.

Historic Yield - The Historic Yield reflects distributions declared over the past twelve months as a percentage of the mid-market share price, as at the date shown.

Underlying Yield - The Underlying Yield reflects the annualised income net of expenses of the fund (calculated in accordance with relevant accounting standards) as a percentage of the mid-market share price of the fund as at the date shown. It does not include any preliminary charge and investors may be subject to tax on distributions.

If you would like any further assistance with these terms, please contact our HelpLine.

Risk profile

This Fund invests in shares, which are more volatile than other asset classes such as cash or bonds. The Fund may hold concentrated positions. If one of these concentrated positions declines in value, or is otherwise adversely affected, this can have a greater effect on the Fund's value than if it held less concentrated positions. The Fund may hold a limited number of investments. If one or more of these investments declines in value, or is otherwise adversely affected, this can have a greater impact on the Fund's value than if a larger number of investments were held. The investment approach for this Fund may involve a high level of investment activity and turnover of investments, which may generate substantial transaction costs which will be borne by the Fund. As the Fund invests abroad, it is exposed to changes in exchange rates which may cause the value of investments to fall or rise independently of the underlying holdings. This Fund primarily invests in a single market which can be subject to particular political and economic risks. The manager may invest in markets other than the primary market and the Fund may therefore be exposed to risks in these markets.

Please read the Simplified Prospectus before investing.

General Information

This document is issued by Gartmore Investment Limited (GIL). Gartmore's authorised OEICs are managed by Gartmore Fund Managers Limited (GFM). Both GIL and GFM are authorised and regulated by the Financial Services Authority. Gartmore's registered address is Gartmore House, 8 Fenchurch Place, London EC3M 4PB.

This document was issued as at the date displayed in the band at the top of this factsheet. Risk and performance can change over time. Up-to-date information can be obtained on the internet at the Gartmore website: www.gartmore.com or by calling your usual Gartmore contact. Gartmore is unable to offer personal financial advice. Please note that nothing in this document should be interpreted as financial advice. If you have any doubt whether this product is suitable for you or questions about your tax position, and you wish to obtain personal advice, please contact a financial adviser or where applicable a tax specialist.