

Investment objective

The Fund aims to provide capital growth by investing in the UK market in any economic sector. The Fund will invest in a spread of companies as necessary to achieve the investment objective of capital growth. The Fund may also invest at the Manager's discretion in other transferable securities, money market instruments, cash and near cash, derivative instruments and forward transactions, deposits and units in collective investment schemes (use may be made of stock-lending, borrowing, cash holdings, hedging and other investment techniques permitted in applicable FSA Rules).

Fund holdings as at 31.05.10

Largest holdings*

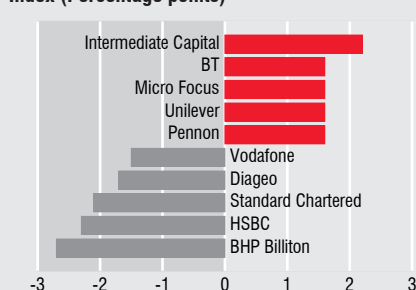
	Total assets (%)
Royal Dutch Shell	5.8
GlaxoSmithKline	5.1
BP	5.1
HSBC	4.7
Rio Tinto	4.4
Unilever	3.1
Vodafone	3.1
Barclays	3.0
AstraZeneca	2.7
Anglo American	2.6

Sector breakdown*

	Total assets (%)
Oil & Gas	19.4
Financials	19.2
Basic Materials	12.6
Consumer Services	12.0
Consumer Goods	9.9
Health Care	7.8
Industrials	5.9
Telecommunications	5.3
Technology	4.1
Utilities	3.1
Cash	0.7

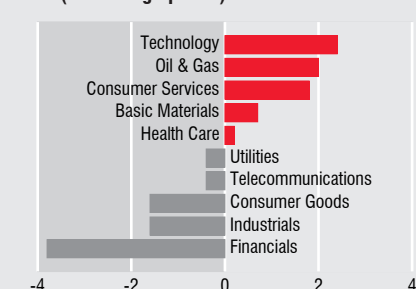
Stock weighting*

Top overweights/underweights vs FTSE All Share Index (Percentage points)



Sector weighting*

Top overweights/underweights vs FTSE All Share Index (Percentage points)



Distribution by market capitalisation ex cash (US\$bn, %)*

	FTSE 100	FTSE 250	FTSE Small Cap	FTSE AIM
Fund weighting	72	25	2	1
FTSE All Share Index weighting	81	12	2	0

*Source: Gartmore/Vision. Please note that the figures have been rounded and therefore may not equal 100% where applicable.

Fund details

Launch Date	January 1993
Fund Manager	Leigh Himsworth
Fund Size	£167.8m
Number of Holdings	60
Base Currency	GBP
IMA Sector	UK All Companies
Benchmark	FTSE All Share Index
Type of Share	Accumulation Only
Initial Charge	5.00% of subscription
Dividend Dates	30th September, 31st March
Valuation Point	12.00 midday
Lipper ID	60009901
Bloomberg	GAUKGRA
ISIN	GB0032442583
SEDOL	3244258

IF	Investment Fund Minimum Investment	£1,000
ISA	ISA Maximum Investment	£10,200

How to contact us:

BrokerLine Freephone
0800 212 433
Investor HelpLine Freephone
0800 289 336
Dealing Line
0870 601 6103

www.gartmore.com
brokerline@gartmore.com
helpline@gartmore.com

Telephone calls may be recorded for monitoring and training purposes.

Fund performance

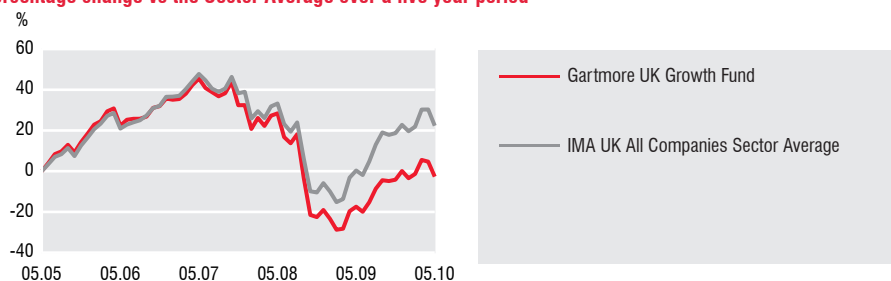
Annual performance for the period ending 31.05.10 (%)[†]

	31.05.05 -31.05.06	31.05.06 -31.05.07	31.05.07 -31.05.08	31.05.08 -31.05.09	31.05.09 -31.05.10
Percentage growth	22.3	18.9	-11.8	-35.7	17.9

Cumulative track record to 31.05.10 (%)[†]

	1 year	3 years	5 years	10 years
Gartmore UK Growth Fund	17.9	-33.1	-2.7	-22.0
IMA UK All Companies Sector Average	21.9	-17.2	22.3	18.0
Gartmore UK Growth Fund Sector Ranking	255/304	270/281	232/237	159/161
Quartile Ranking of Fund	4	4	4	4

Percentage change vs the Sector Average over a five year period[†]



Fund statistics

Statistical data vs the index over a three year period[†]

Annualised Alpha	-7.74	Annualised Volatility	22.62%
Annualised Information Ratio	-1.19	Beta	1.14
Annualised Sharpe Ratio	-0.68	R Squared	0.92

Past performance is not a guide to future performance.

[†]Source for all performance data: Lipper. Basis: Mid to mid, net income reinvested and net of fees in UK Sterling terms.

Glossary

Annualised Alpha - A risk-adjusted return a security or a portfolio would be expected to earn if the market rate of return were zero.

Annualised Information Ratio - This measure evaluates the return a fund manager achieves, given the risk they take on.

Annualised Sharpe Ratio - A measure of return adjusted for the amount of risk that has been taken. The higher the Sharpe Ratio, the better the portfolio's return in risk adjusted terms.

Annualised Volatility - The extent of fluctuation in an investment portfolio, etc. on an annualised basis.

Beta - A measure of market sensitivity – i.e. the extent to which a share or a portfolio fluctuates with the market. A fund with a beta of 1 would perform in line with the market.

Decile - 1st decile means ranked in top 10%, 2nd means ranked in next 10% and so on.

Quartile - 1st quartile means ranked in the top 25%, 2nd means ranked in the next 25% and so on

R Squared - A measurement of how closely a portfolio's performance correlates with the performance of a benchmark index.

Ratings - Ratings are provided by independent rating agencies based on a number of investment criteria. For example, where applicable, a "AAA" rating is the highest possible for Standard & Poor's and Citywire.

A 5 star rating is the highest possible for fund star

ratings. For a full description of the ratings please see the Gartmore website.

Distribution Yield - The Distribution Yield reflects the amounts that may be expected to be distributed over the next twelve months as a percentage of the mid-market share price of the fund as at the date shown. It is based on a snapshot of the portfolio on that day. It does not include any preliminary charge and investors may be subject to tax on distributions.

Historic Yield - The Historic Yield reflects distributions declared over the past twelve months as a percentage of the mid-market share price, as at the date shown.

Underlying Yield - The Underlying Yield reflects the annualised income net of expenses of the fund (calculated in accordance with relevant accounting standards) as a percentage of the mid-market share price of the fund as at the date shown. It does not include any preliminary charge and investors may be subject to tax on distributions.

If you would like any further assistance with these terms, please contact our HelpLine.

Risk profile

This Fund invests in shares, which are more volatile than other asset classes such as cash or bonds. The Fund may hold concentrated positions. If one of these concentrated positions declines in value, or is otherwise adversely affected, this can have a greater effect on the Fund's value than if it held less concentrated positions. The Fund may invest in smaller companies, which can be more risky than larger companies due to a lack of liquidity and increased volatility. The shares of smaller companies may be subject to more abrupt price movements than shares of larger companies. The investment approach for this Fund may involve a high level of investment activity and turnover of investments, which may generate substantial transaction costs which will be borne by the Fund. This Fund primarily invests in a single market which can be subject to particular political and economic risks. The manager may invest in markets other than the primary market and the Fund may therefore be exposed to risks in these markets.

Please read the Simplified Prospectus before investing.

General Information

This document is issued by Gartmore Investment Limited (GIL). Gartmore's authorised OEICs are managed by Gartmore Fund Managers Limited (GFM). Both GIL and GFM are authorised and regulated by the Financial Services Authority. Gartmore's registered address is Gartmore House, 8 Fenchurch Place, London EC3M 4PB.

This document was issued as at the date displayed in the band at the top of this factsheet. Risk and performance can change over time. Up-to-date information can be obtained on the internet at the Gartmore website: www.gartmore.com or by calling your usual Gartmore contact. Gartmore is unable to offer personal financial advice. Please note that nothing in this document should be interpreted as financial advice. If you have any doubt whether this product is suitable for you or questions about your tax position, and you wish to obtain personal advice, please contact a financial adviser or where applicable a tax specialist.